

# SHAKEDOWN ROAD BOOK



**BEATSON'S**  
BUILDING SUPPLIES

# JIM CLARK RALLY

24-25 MAY 2024

[jimclarkrally.co.uk](http://jimclarkrally.co.uk)

 Scottish  
Borders  
COUNCIL



## Road Book

This book contains all the information required for the 2024 Jim Clark Memorial Rally shakedown.

### SAFETY & ACCIDENT PROCEDURE

#### Use of SOS & OK Boards (R25.4) including provision for tracking devices.

Competitors must carry an A4-size white board with a red SOS on one side and black OK on the other (letters to be a minimum of 12cm high with a minimum stroke width of 1.5cm), with means to secure them on display for oncoming competitors. In the case of an accident where urgent medical attention is required, the red SOS sign must be displayed as quickly as possible to alert following cars and aid any aircraft attempting to assist. Where present the crew must operate the SOS function on the Tracking Console. Any crew that sees a red SOS sign displayed on a car, or sees a major accident where both crew members are inside the car but not displaying the SOS sign, must immediately and without exception stop to give assistance. Where present the crew must operate the SOS function on the Tracking Console in their own vehicle and that of the crashed vehicle where accessible. All following cars must also stop and the second car arriving at the scene must inform the next radio point. Subsequent cars must leave a clear route for emergency vehicles. Any crew which is able to but fails to comply with the rule will be disqualified following a Judicial Hearing pursuant to Section C and reported to the ASN. In the case of an incident where medical intervention is not required, the OK sign must be clearly shown to following vehicles, and to any aircraft attempting to assist. If the crew leave the vehicle, the OK sign must be left clearly visible to other Competitors. Where present the crew must operate the OK function button on the Tracking Console. The Emergency Red Warning Triangle must be placed at least 100m down the stage, appropriate to the approaching speed of following competitors to provide a visible advanced warning. Any crew failing to comply will be Disqualified following a Judicial Hearing pursuant to Section C and reported to the ASN. Competitors who misuse the SOS or OK signs will be penalised and may be reported to Motorsport UK for further action. Where a Tracking System is being used, a competitor encountering a hazard other than described above must operate the Hazard function on the Tracking Console and await further instructions from officials. Competitors who misuse the Hazard function will be Disqualified following a Judicial Hearing pursuant to Section C and reported to the ASN for further action. A 'hazard' is defined as any situation or incident on a Special Stage which is considered to be creating a safety issue that affects the safe passage of Competitors through that Stage.

The location of safety radios are indicated in the Road Book and by boards on the stage. A yellow radio board will be 100m prior to the radio point and a blue radio board at the radio location. There will always be a radio at the stage start and stage finish.

**A reminder to all Competitors that information given to Marshals or Officials regarding display of an OK/SOS Board, must ALWAYS be FACTUAL and ACCURATE. NO INFORMATION is better than FALSE OR INACCURATE INFORMATION – please only report what you have actually seen, if you did not see anything, say so.**

## **In the event of being First Competitor on Scene at an incident:**

If the competitor is still in the vehicle and the vehicle is on fire and IF IT IS SAFE TO DO SO; GET THEM OUT IMMEDIATELY.

If the competitor is still in the vehicle, is responsive and there is no risk of fire:

- Approach from the front, look them in the eyes
- Do they seem aware of their surroundings?
- Speak to them, ask their name - do they respond?
- Any pain, loss of feeling - if yes keep them where they are!
- Keep them calm and keep them talking.
- DO NOT MOVE THEM UNTIL PROFESSIONAL HELP ARRIVES.
- Do nothing else

If the competitor is still in the vehicle, is unresponsive and there is no risk of fire:

- Stop any life threatening bleeding by applying direct pressure/ plugging the wound
- Ensure an open airway
- Immobilise the head and c-spine (neck)
- Check if they are breathing
- Treat any non-life threatening bleeding

DO NOT REMOVE THEIR HELMET UNLESS THERE IS NO OTHER WAY TO ENSURE AN OPEN AIRWAY.

If the competitor is out of the vehicle:

- Do not grab hold of them - they might be unaware of what is happening and become combative.
- Guide them to a place of safety away from the incident and other competitors.
- Speak to them, ask if they are OK?
- Keep someone with them.
- Once in a safe place, assess them for injuries:
- Are they aware of their surroundings?
- Any signs of injury / are they experiencing pain?
- DO NOT LET THEM WANDER AROUND, BUT KEEP THEM UNDER

OBSERVATION

Afterwards please write a short report for the organisers and either hand it to the first control official that you reach or to the Competitor Liaison Officer.

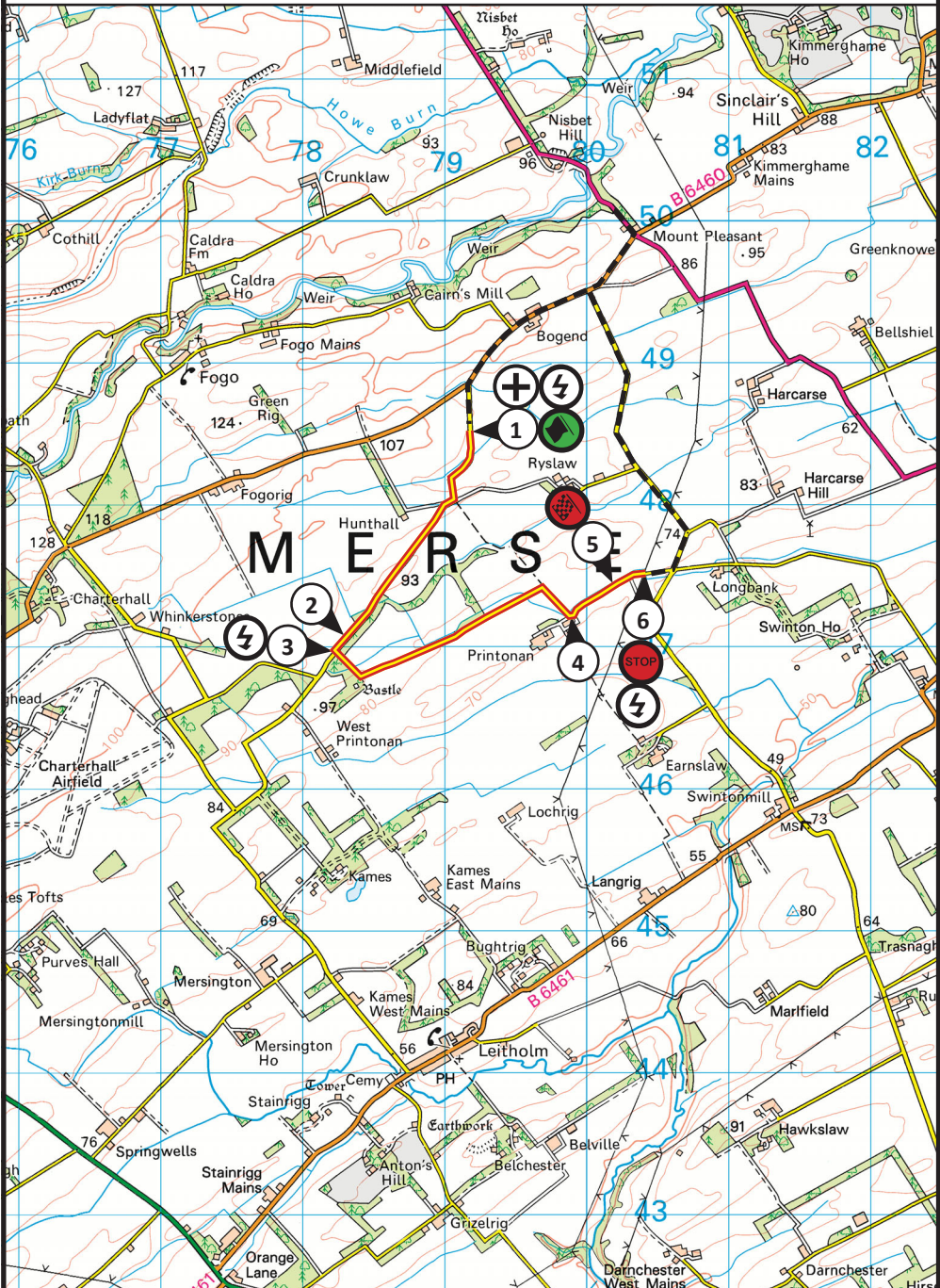
This report should cover the facts as you know them and include times of the incident starting and when you left the scene; always include your own details so that the organisers can, if necessary, contact you.






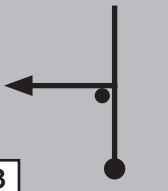

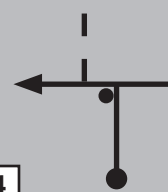





Duns Service		SS Shakedown		
Distance	3.35 miles	Time		
Speed				
Distance		Direction	Information	Miles to TC
Total	Inter			
0.00	0.00	 1	 Leave Service Area Join Main Road Give Way Zero Trip at Junction  <div style="border: 1px solid black; padding: 2px;">           N55° 45.956' W02° 20.214'            ///incoming.collide.sharpens         </div>	3.35
0.32	0.32	 2		3.03
2.13	1.81	 3	  <div style="border: 1px solid black; padding: 5px;">           Greenlaw 7            Kelso 13            B6460         </div>	1.22
2.44	0.31	 4	Care! Shakedown Exit cars emerging from left	0.91
3.13	0.69	 5		0.22
3.35	0.22	 6	  SS Shakedown  <div style="border: 1px solid black; padding: 2px;">           N55° 43.775', W02° 19.987'            ///bleat.paler.scaffold         </div>	0.00





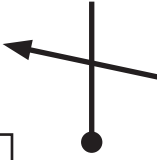






# SS Shakedown

2.60 Miles



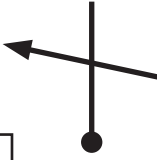

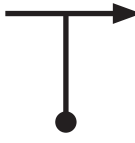

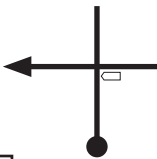

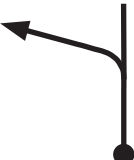
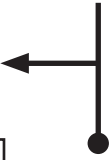


SS Shakedown						
Distance		2.60 miles	Bogey		Target	
Distance		Direction	Information		Miles to FF	
Total	Inter					
0.00	0.00	1		  	<b>SS Shakedown</b>  N55° 43.775', W02° 19.987' ///bleat.paler.scaffold	2.60
1.09	1.09	2			Chicane	1.51
1.15	0.06	3			Bale on inside to prevent cutting	1.45
2.37	1.22	4			Bale on inside to prevent cutting	0.23
2.60	0.23	5			<b>Flying Finish</b>  N55° 43.196' W02° 19.007' ///choose.clerk.lightly	0.00
2.77	0.17	6		 	<b>SF Shakedown</b>  N55° 43.254' W02° 18.777' ///instructs.procures.yourself	

## Notes

SF Shakedown			SS Shakedown		
Distance		2.40 miles	Time		Speed
Distance		Direction	Information		Miles to TC
Total	Inter				
0.00	0.00	 1	 <b>SF Shakedown</b>  <div style="border: 1px solid gray; padding: 2px;">           N55° 43.254' W02° 18.777'            ///instructs.procures.yourself         </div>	2.40	
0.11	0.11	 2		2.29	
1.48	1.37	 3		0.92	
2.18	0.70	 4		0.22	
2.40	0.22	 5	 <b>SS Shakedown</b>  <div style="border: 1px solid gray; padding: 2px;">           N55° 43.775', W02° 19.987'            ///bleat.paler.scaffold         </div>	0.00	



SF Shakedown		Duns Service		
Distance	4.00 miles	Time		
		Speed		
Distance		Direction	Information	Miles to TC
Total	Inter			
0.00	0.00	 1	 <b>SF Shakedown</b>  <div style="border: 1px solid black; padding: 2px;">           N55° 43.254' W02° 18.777'                       ///instructs.procures.yourself         </div>	4.00
0.11	0.11	 2		3.89
1.48	1.37	 3		2.52
1.79	0.31	 4		2.21
3.58	1.79	 5		0.42
4.00	0.42	 6	Enter Service Area	0.00



# BEATSON'S BUILDING SUPPLIES

*Your local independent builders merchant*

[www.beatson.com](http://www.beatson.com)



We are proud to be sponsoring the Jim Clark Rally.

We wish all competitors a safe and enjoyable event.



## Alloa

**01259 219555**

The Whins, Alloa,  
Clackmannanshire,  
FK10 3TA

## Penicuik

**01968 670061**

Eastfield Drive,  
Eastfield Ind. Est.,  
Penicuik, EH26 8BA

## Stirling

**01786 450969**

13-15 Cragleith Road,  
Broadleys Business Park,  
Stirling, FK7 7LQ

## Dunfermline

**01383 741980**

Pitreavie Crescent,  
Pitreavie Ind. Est.,  
Dunfermline, KY11 8UT

## Cumbernauld

**01236 722580**

Glencryan Road, Carbrain,  
Cumbernauld,  
G67 2UQ